


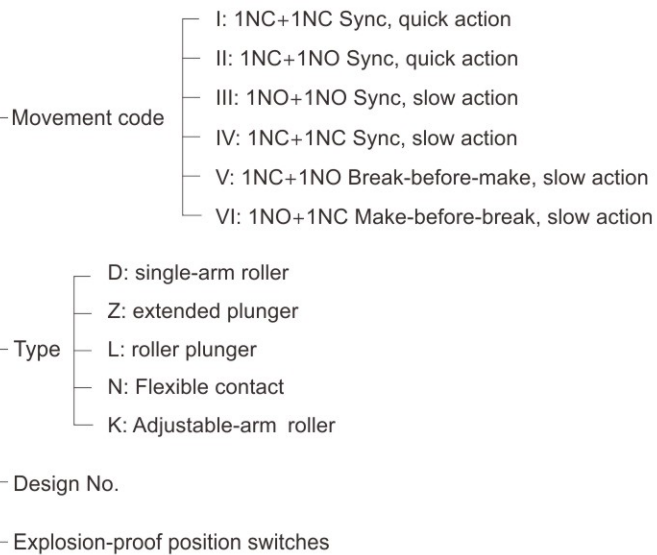
Position Switches HRZX91 Series Explosion-proof Position Switches



- ◆ Explosion protection to
 - CENELEC
 - IEC
- ◆ Can be used in
 - Zone 1 and Zone 2
 - Zone 21 and Zone 22
- ◆ Types: D, Z, L, N, K.
- ◆ Increased safety enclosure with explosion-proof components.
- ◆ Copper-free Aluminium Alloy enclosure, powder coated surface.

■ Catalogue number logic

HRZX 91 - □ □



Zones 1&2; 21&22

Position Switches

HRZX91 Series Explosion-proof Position Switches

Selection table

Version	Rated voltage	Rated current (A)	Type of contact	Ordering code
HRZX91-D	240V AC	3	1NC+1NC Sync, quick action	40001a
			1NC+1NO Sync, quick action	40001b
			1NO+1NO Sync, slow action	40001c
			1NC+1NC Sync, slow action	40001d
			1NC+1NO Break-before-make, slow action	40001e
			1NO+1NC Make-before-break, slow action	40001f
HRZX91-Z	240V AC	3	1NC+1NC Sync, quick action	40002a
			1NC+1NO Sync, quick action	40002b
			1NO+1NO Sync, slow action	40002c
			1NC+1NC Sync, slow action	40002d
			1NC+1NO Break-before-make, slow action	40002e
			1NO+1NC Make-before-break, slow action	40002f
HRZX91-L	240V AC	3	1NC+1NC Sync, quick action	40003a
			1NC+1NO Sync, quick action	40003b
			1NO+1NO Sync, slow action	40003c
			1NC+1NC Sync, slow action	40003d
			1NC+1NO Break-before-make, slow action	40003e
			1NO+1NC Make-before-break, slow action	40003f
HRZX91-N	240V AC	3	1NC+1NC Sync, quick action	40004a
			1NC+1NO Sync, quick action	40004b
			1NO+1NO Sync, slow action	40004c
			1NC+1NC Sync, slow action	40004d
			1NC+1NO Break-before-make, slow action	40004e
			1NO+1NC Make-before-break, slow action	40004f
HRZX91-K	240V AC	3	1NC+1NC Sync, quick action	40005a
			1NC+1NO Sync, quick action	40005b
			1NO+1NO Sync, slow action	40005c
			1NC+1NC Sync, slow action	40005d
			1NC+1NO Break-before-make, slow action	40005e
			1NO+1NC Make-before-break, slow action	40005f



Position Switches HRZX91 Series Explosion-proof Position Switches

Movement diagram					
Code	Contact type	Schematic diagram	Movement diagram	Action diagram of rocker arms	Action diagram of plungers
I	1NC+1NC Sync, quick action				
II	1NC+1NO Sync, quick action				
III	1NO+1NO Sync, slow action				
IV	1NC+1NC Sync, slow action				
V	1NC+1NO Break-before-make, slow action				
VI	1NO+1NC Make-before-break, slow action				



Position Switches HRZX91 Series Explosion-proof Position Switches

Technical data

Explosion-proof position switches HRZX91-□

Explosion protection

Global (IECEX)

Gas and dust

Europe (ATEX)

Gas and dust

IECEX (applied for)

Ex db IIC T6 Gb

Ex tb IIIC T80°C Db IP66

ATEX (applied for)

⊕ II 2 G Ex db IIC T6 Gb

⊕ II 2 D Ex tb IIIC T80°C Db IP66

IECEX; ATEX

Certificates

Conformity to standards

EN 60079-0, EN 60079-1, EN 60079-31

IEC 60079-0, IEC 60079-1, IEC 60079-31

Enclosure material

Copper-free Aluminium Alloy, powder coated surface

Enclosure colour

Window grey (RAL7040)

Exposed fastener

Stainless steel

Type of contact

1NO+1NC or 2NO or 2NC

Swing angle or distance of roller arm

HRZX91-D	HRZX91-Z	HRZX91-L	HRZX91-K	HRZX91-N
180°	6.5mm	6.5mm	180°	180°

Rated voltage

240V AC / 250V DC

Rated current

3A AC / 0.27A DC

Degree of protection

IP66

Internal&external earthing

M4/M4

Ambient temperature

-60°C~+60°C

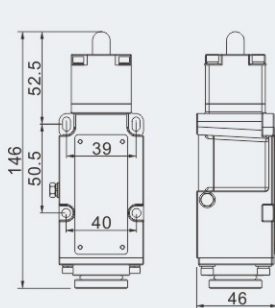
Cable entries

1 x M20 x 1.5

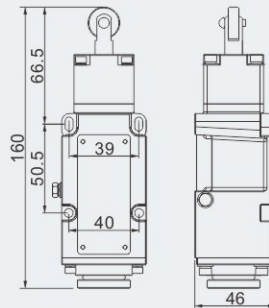
Available cable outer diameter

DQM-II (Ex d) or DQM-III (Ex d) is recommended. Please see P7/20~31.

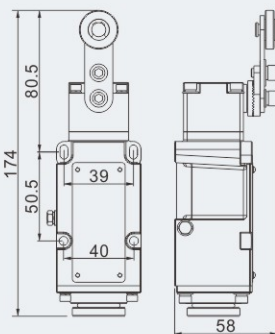
Dimension drawings (all dimensions in mm) - subject to alteration



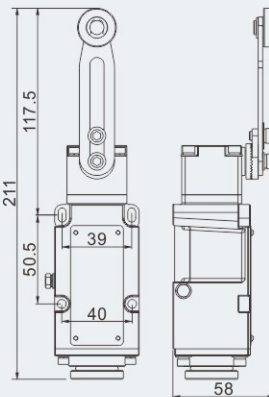
HRZX91-Z



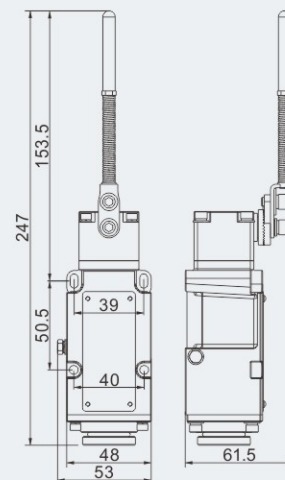
HRZX91-L



HRZX91-D



HRZX91-K



HRZX91-N

